

**Criteria 2: Teaching, Learning and Evaluation**

# **REPORT**

## **Student Satisfaction Survey**

**2018-19**

*Shri Shivaji Education Society Amravati's  
Science College, Congress Nagar,  
Nagpur 440012 M.S.*

## S. S. E. S. Amravati's Science College, Nagpur

### Student Satisfactory Survey 2018-19

#### Objectives

As per new guidelines of NAAC Student Satisfaction Survey is compulsory. Shri Shivaji Education Society Amravati's Science college, Congressnagar, Nagpur has decided to conduct Student Satisfaction Survey regarding Teaching Learning and Evaluation and also on support services.

This survey helps to upgrade the education quality of our institute.

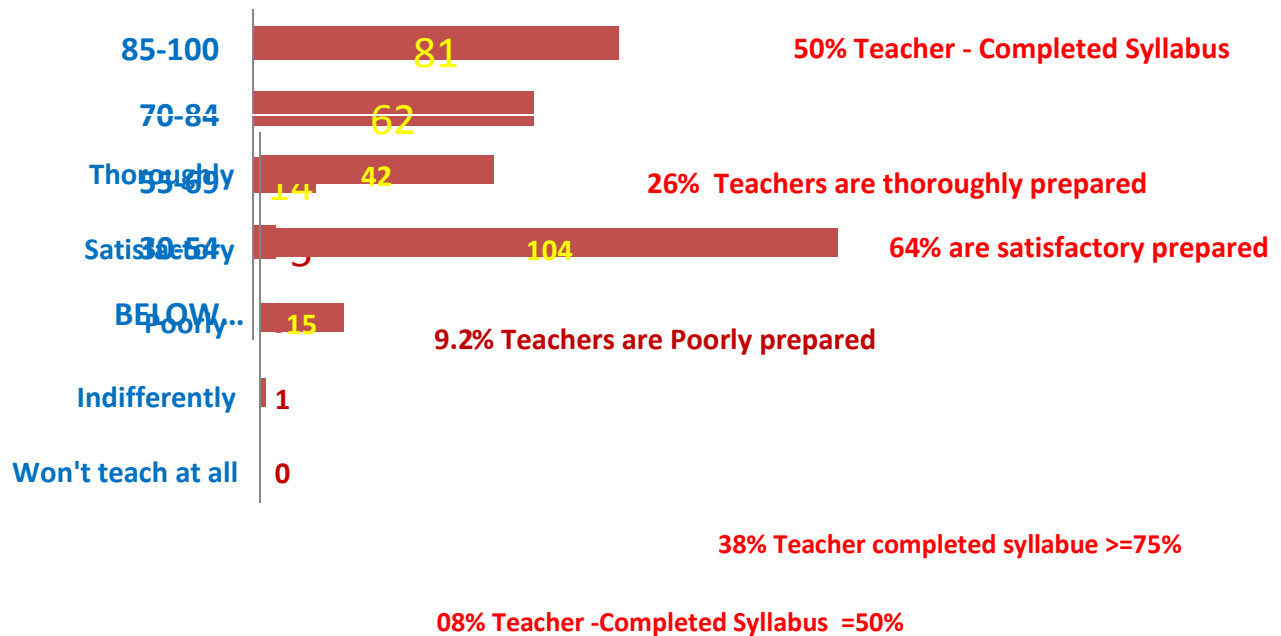
The response of the student in this regard are reported by the students as per format given by NAAC. The SSS committee of the college analyze the response of the students and prepare the report accordingly as follows

**Option click by 162 Students**

Question number	Option 1	Option 2	Option 3	Option 4	Option 5
1	81	62	14	5	0
2	42	104	15	1	0
3	66	62	27	6	1
4	32	63	50	13	4
5	57	63	26	7	9
6	60	57	26	10	9
7	56	23	45	16	22
8	32	63	46	13	8
9	34	77	35	14	2
10	61	58	30	8	5
11	46	63	29	21	3
12	69	60	18	11	4
13	59	47	30	16	10
14	57	38	33	22	12
15	32	66	47	8	9
16	29	93	16	17	7
17	28	75	45	8	6
18	38	70	27	22	5
19	24	68	31	18	21
20	33	70	53	4	2
21	51	59	42	7	3
22	15	46	54	21	26

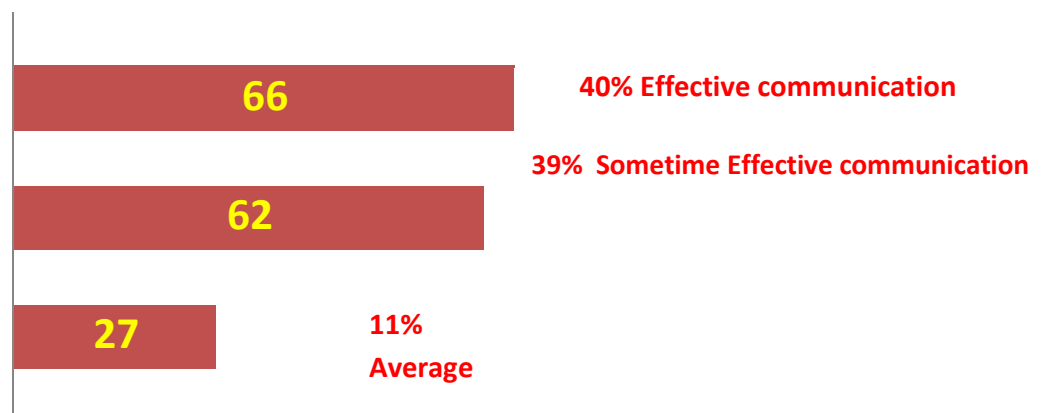
23	22	57	68	11	4
24	32	46	68	13	3

### 1. How much of the syllabus was covered in the class?



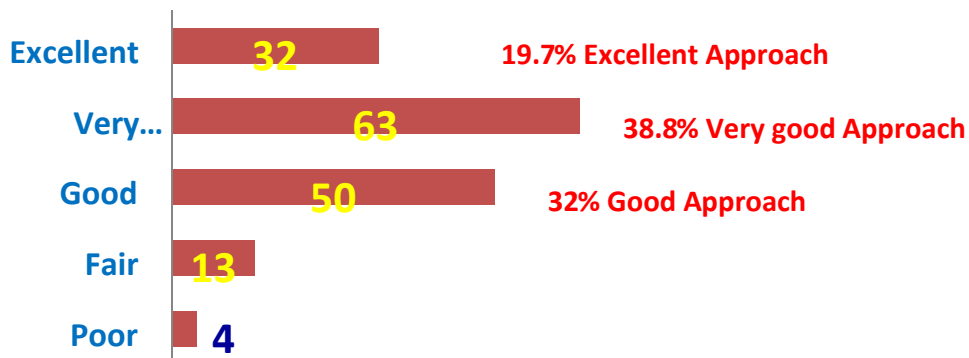
### 2. How well did the teachers prepare for the classes?

### 3. How well were the teachers able to communicate?

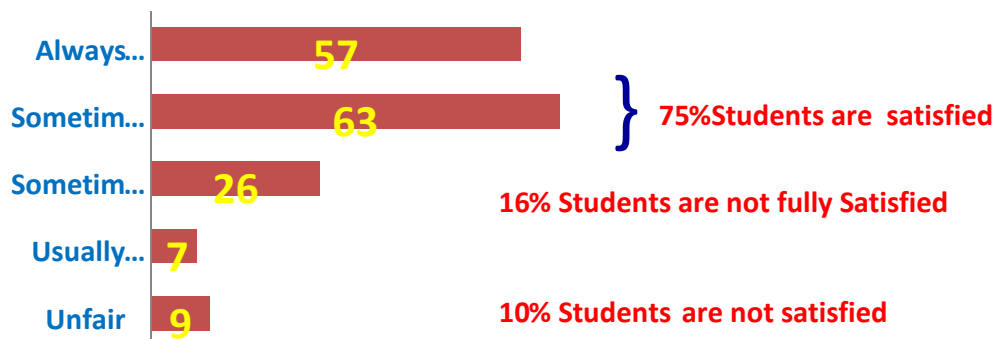




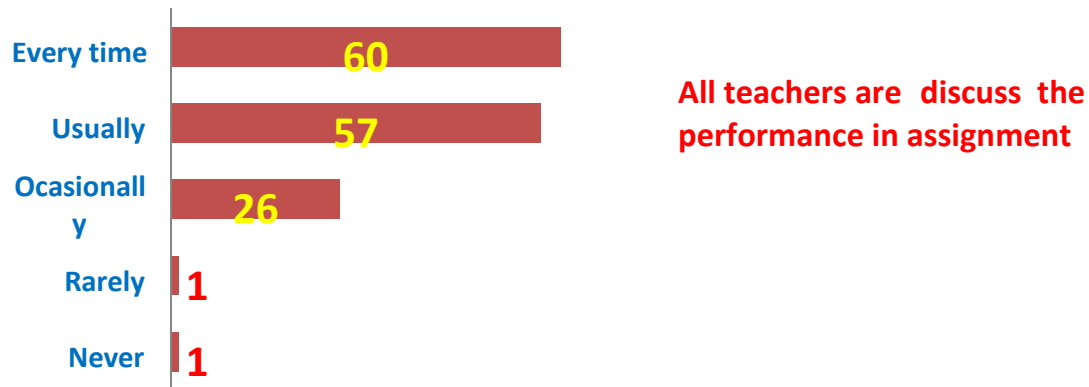
#### 4. The teacher's approach to teaching can best be described as



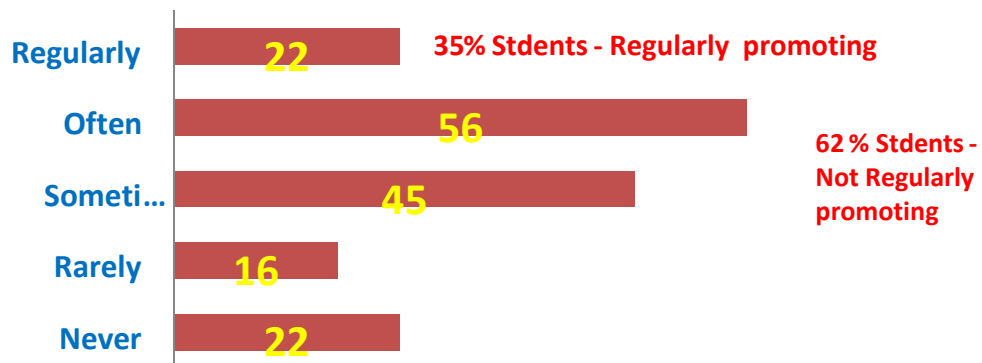
#### 5. Fairness of the internal evaluation process by the teacher



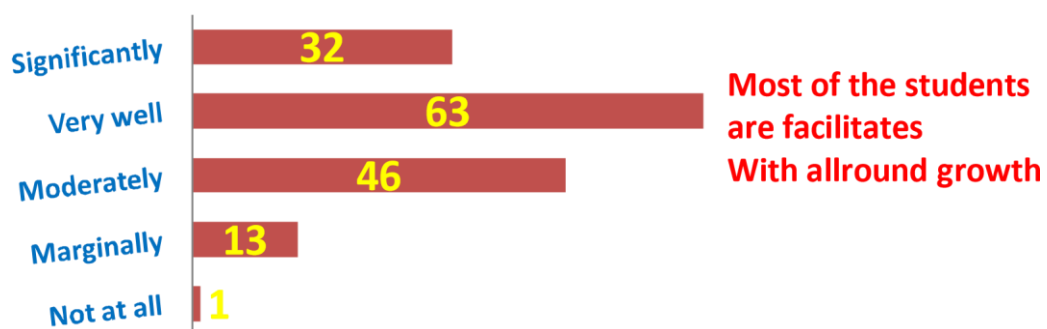
**6. Was your performance in assignment discuss with you?**



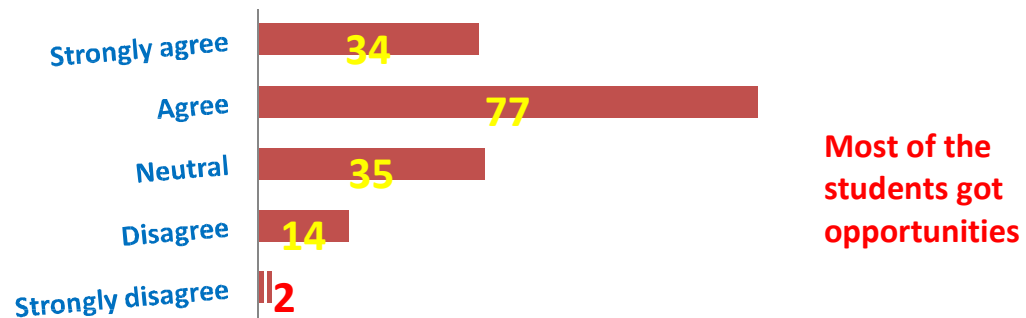
**7. The institute takes active interest in promoting internship, student exchange, field visit opportunities for students.**



**8. The teaching and mentoring process in your institution facilitates you in cognitive, social and emotional growth.**

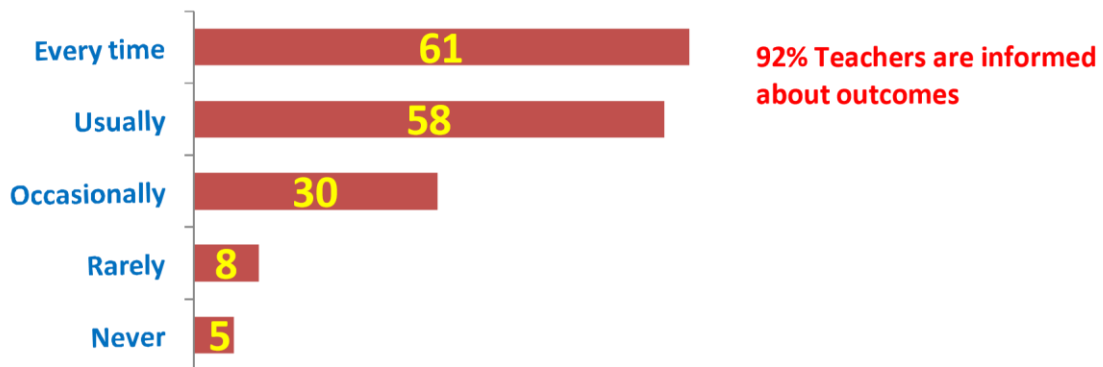


**9. The institution provides multiple opportunities to learn and grow.**

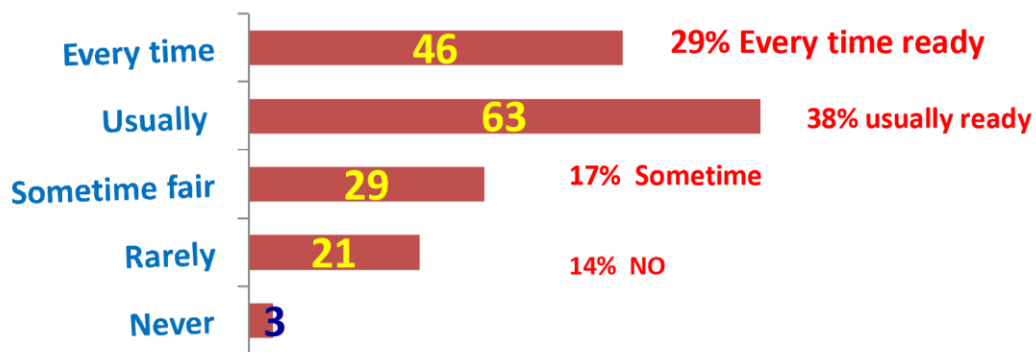


**10. Teachers inform you about your expected competencies, course outcomes**


and programme outcomes



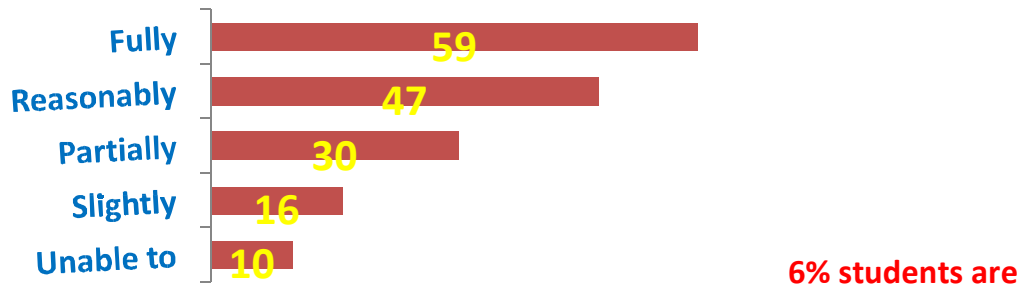
11. Your mentor does a necessary follow-up with an assigned task to you.



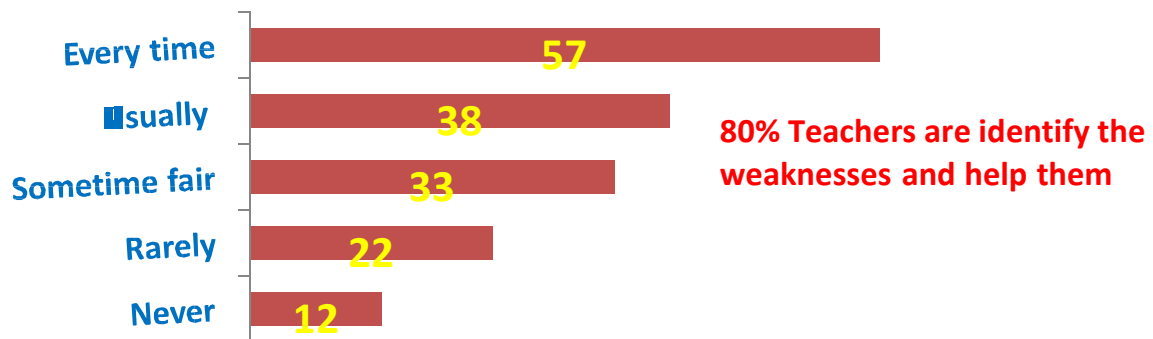
12. The teachers illustrate the concepts through examples and applications.



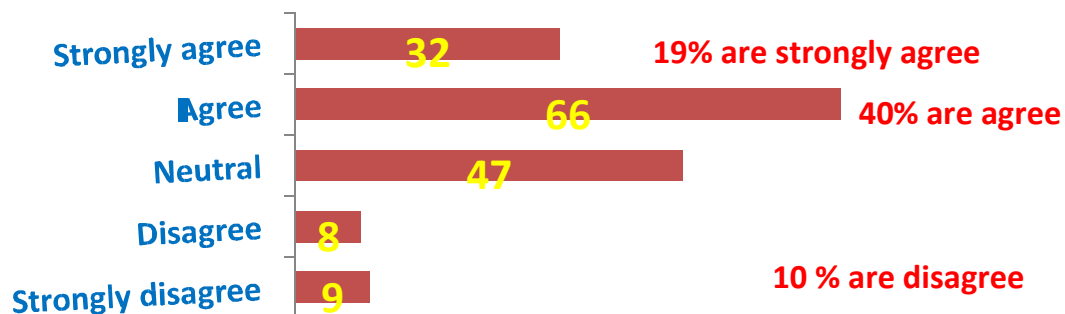
13. The teachers identify your strengths and encourage you with providing right level of challenges



14. Teachers are able to identify your weaknesses and help you to overcome them.



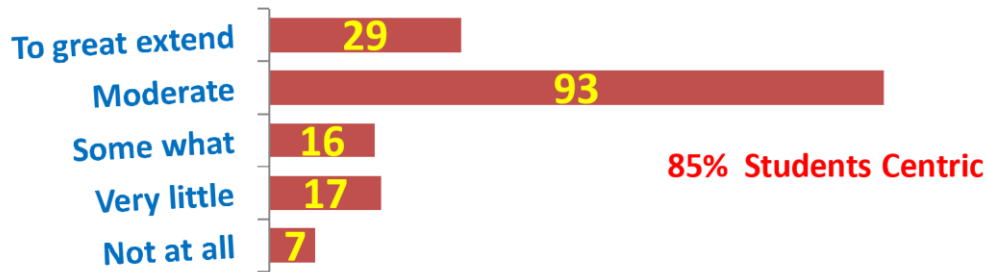
15. The institution makes effort to engage students in the monitoring, review and continuous quality improvement of the teaching learning process



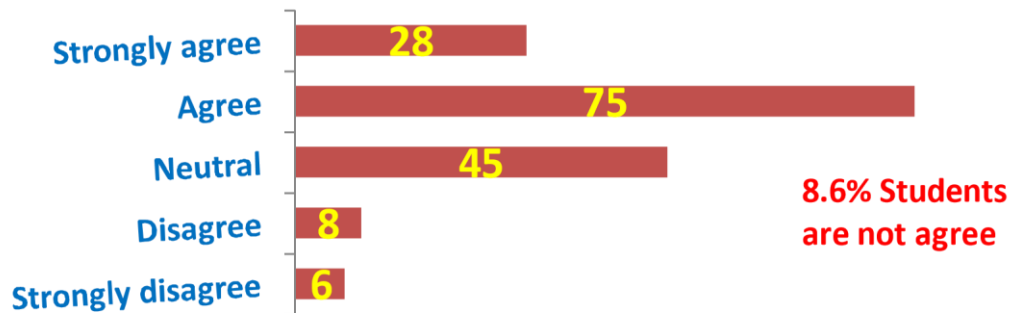
16. The institute/ teachers use student centric methods, such as experiential learning, participative learning and problem solving




methodologies for enhancing learning experiences.



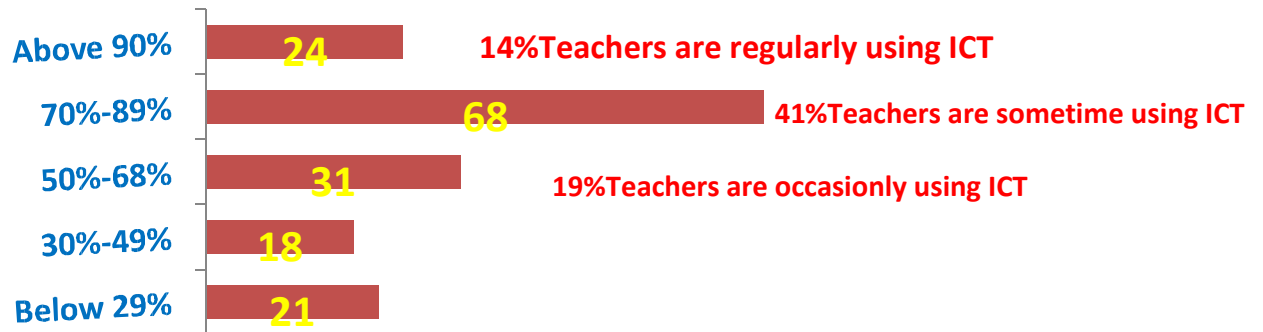
17. Teachers encourage you to participate in extracurricular activities.



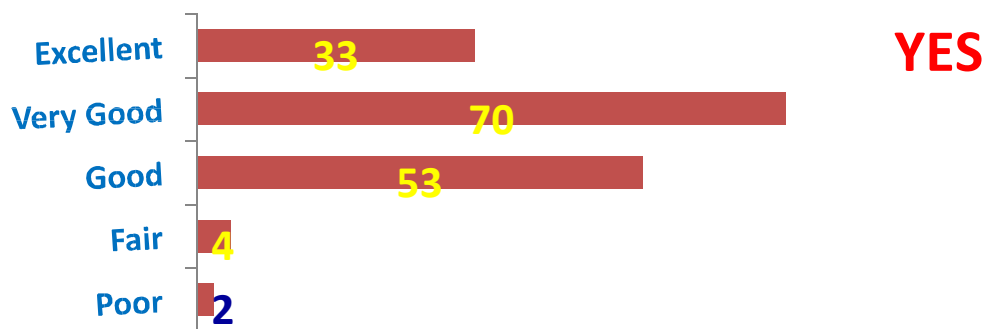
18. Efforts are made by the institute/ teachers to inculcate soft skills, life skills and employability skills to make you ready for the world of work.



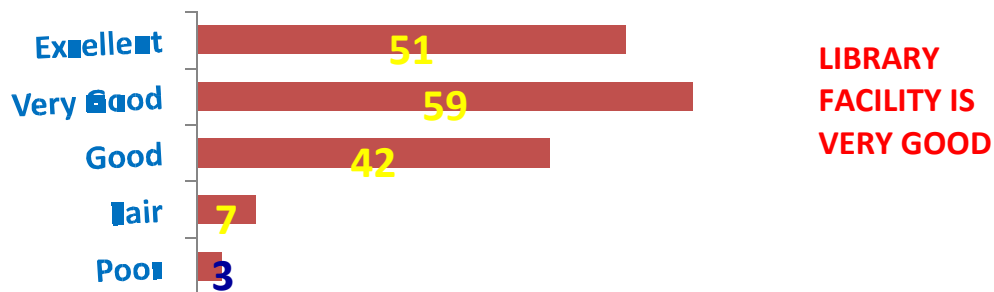
19. What percentage of teachers use ICT tools such as LCD projector, Multimedia, etc. while teaching



20. The overall quality of teaching-learning process in your institute is very good.



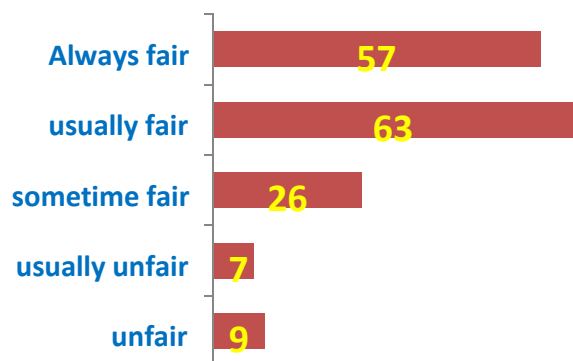
21. Your opinion about the Central Library facility can best be described as



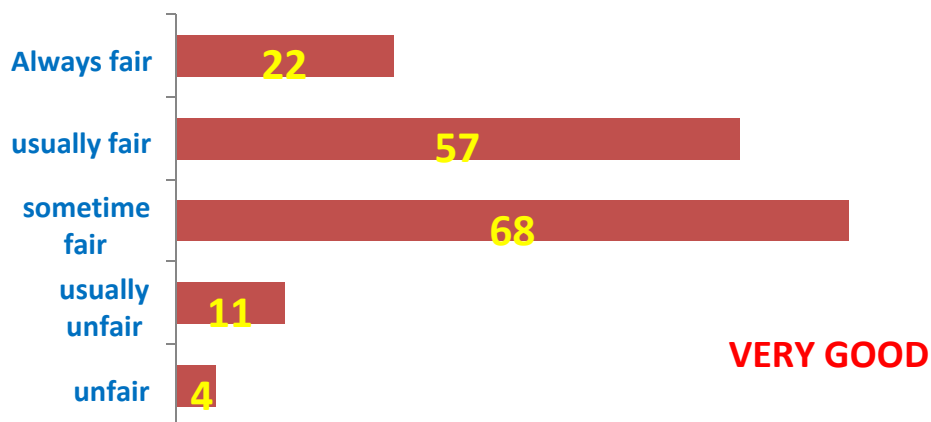
22. Your opinion about the Sports facility provided can best be described

**80 % STUDENTS ARE HAPPY**

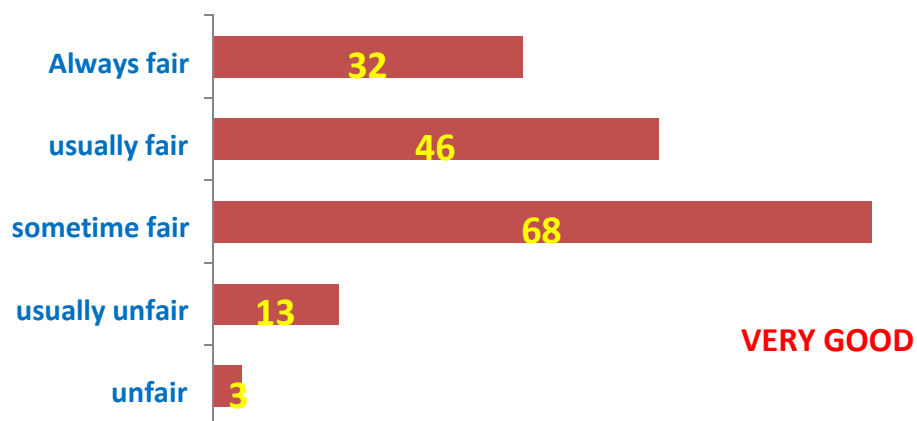
## SPORT FACILITY



23. Your opinion about the Administrative Office can best be described



24. Your opinion about the overall infrastructural facilities provided by the college can best be described



## Outcome Of Student Satisfaction Survey

### Finding of report

- 89% Teachers are completing the syllabus more than 80%
- 93% Teachers are found well prepared for his/her lecture
- 75 % Students are found happy with evaluation system
- Most of the teachers at their level communicate effectively
- Teachers tries for overall development of students
- All teachers follow discussion method in assignment
- To fulfill the requirement of curriculum our institute organize education and excursion tour
- Teachers providing information about programme and course outcome
- Our institute is student centric and hence follows various technique for enhancing student performance
- 14% teacher are regularly using ICT and 41% are sometime using ICT facility
- Institute provides conducive atmosphere for teaching-learning facility is very good
- Library of the college is very rich and has a good ambience
- Sports facility is not so adequate
- Infrastructure is very good

### **Suggestion for improvement**

- 11% Teachers are found not completing syllabus
- 9.2% Teachers are found poorly prepared his/her lecture
- 11% Average Communication
- !0% Students are not happy with evaluation system
- 35% students are not agree for the promotion of educational tour by the institute
- 08% Teachers arenot providing information about programme outcome
- 19% teacher are occasionally using ICT and 20% are not using ICT facility
- 20% students suggested to provide more sports facility